


How to Measure Your Motorcycle

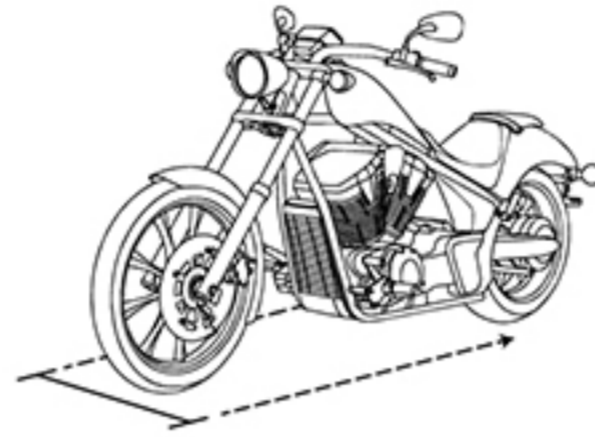
Before you order your motorcycle cover, you will need to carefully measure it to ensure you are selecting the right one. Our guide below will walk you through the steps to correctly and accurately measure your motorcycle to ensure you get the best fit.



Length

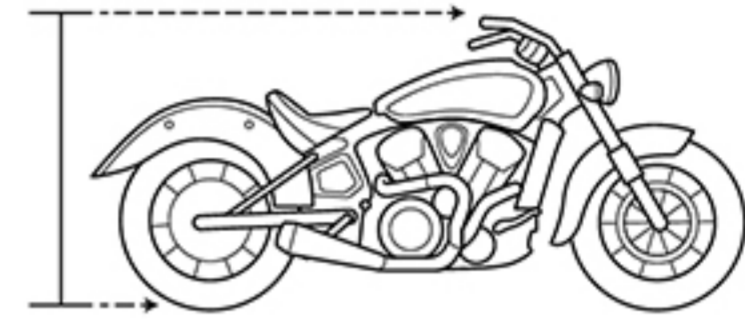
Measure from left to right across the longest part of your motorcycle, including any accessories.

*Measure in a straight line across your motorcycle, do not measure any contours.



Width

Measure from left to right across the widest part of your motorcycle, including tires but not including side mirrors.



Height

Measure the tallest point of your motorcycle from the ground up.

Please round up your dimensions to the nearest inch.

Additional Tips

If no cover matches your exact dimensions, choose one that is slightly larger.

You can also use our Cover Search tool to find the right cover for your motorcycle.

Simply enter your make, model, and year to find the cover you need.