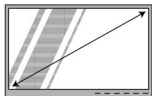


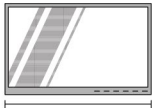
How to Measure Your TV

Before you order your cover, you will need to carefully measure the television it is meant to cover. Our guide below will walk you through the steps to correctly and accurately measure your TV to ensure you get the best fit.



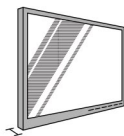
Screen Size

Measure diagonally the screen size of the TV from one bottom corner to the opposite top corner excluding the bezel.



Width

Measure across the front of the TV from left to right including the bezel.



Depth

Measure the side of the item adjacent to the width previously measured.



Height

Measure from the bottom to the top of the TV including the bezel.

Please round up your dimensions to the nearest inch.

Please note: Published dimensions for TV cover styles refer to TV dimensions

Additional Tips

Include the bezel (frame around TV screen) in the depth, width and height dimensions of your LCD/LED/plasma outdoor TV

For best fit of outdoor TV cover, add 1-2 inches to the depth, width and height dimensions of your TV.