


How to Measure Your ATV


Before you order your ATV cover, you will need to carefully measure it to ensure you are selecting the right one. Our guide below will walk you through the steps to correctly and accurately measure your ATV to ensure you get the best fit.



Length

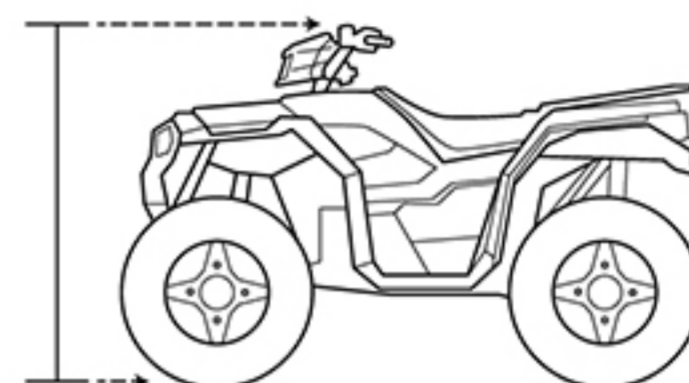
Measure from left to right across the longest part of your ATV.

*Measure in a straight line across your ATV, do not measure any contours.



Width

Measure from left to right across the widest part of your ATV, including tires but not including any side mirrors.



Height

Measure the tallest point of your ATV from the ground up.

Please round up your dimensions to the nearest inch.

Additional Tips

If no cover matches your exact dimensions, choose one that is slightly larger.

You can also use our Cover Search tool to find the right cover for your ATV. Simply enter your make, model, and year to find the cover you need.